

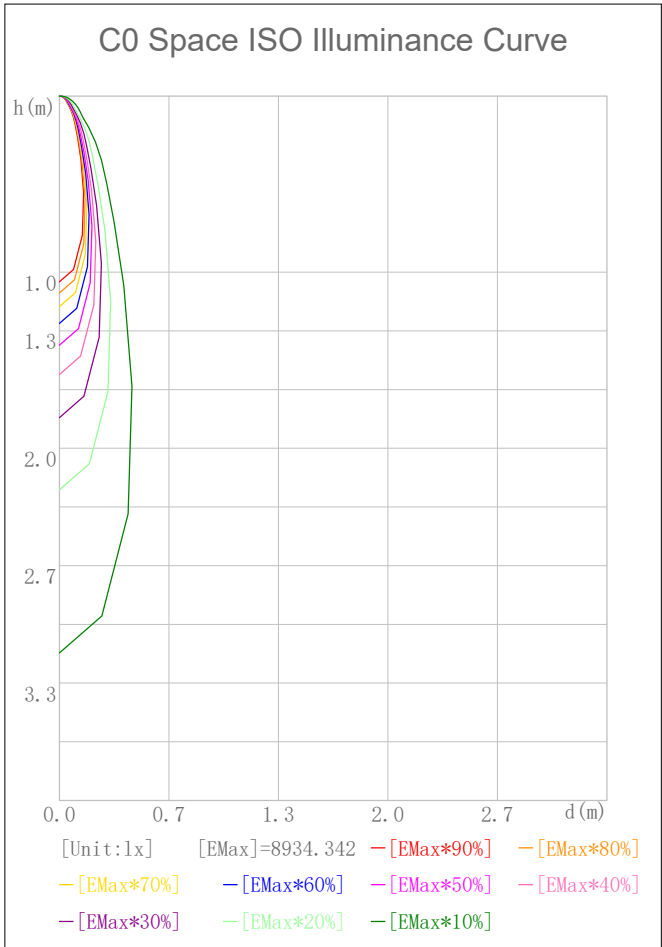
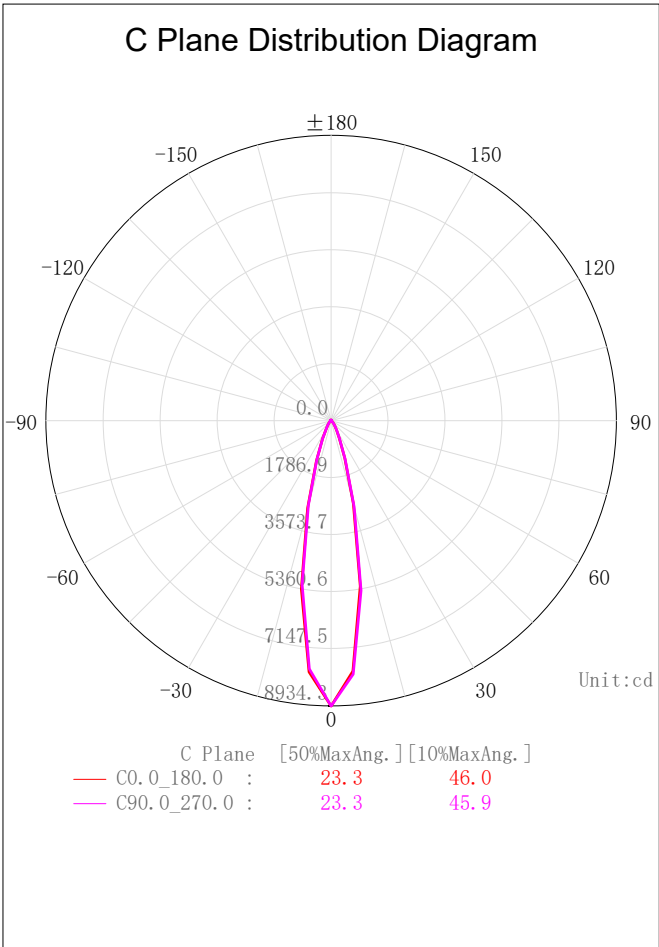
Indoor Luminaire Photometric Data

Description Information

Luminary Name: SD08-25-XX-01 4000K RA90 24D		Lum. Catalog:	Test ID: 01
Lamp Name:		Lamp Catalog: LED	Test Date: 2022/09/19
Manufacture: Shenzhen Norming Lighting		Shld. Ang(°):	Test Machine:GON-2000
Test Lab: Quality Department		Frequency (Hz):	Lamp CCT (K): Ra:
Lum. Size (W*L*H):0.083m*0.083m*0.000m		Lum. Area (m2):0.005	Lum. W (kg): 0.000
Test System: C, γ	Test Step: C=90.0 γ=5.0	Temp. (°C): 25	Humidity(%): 50.0

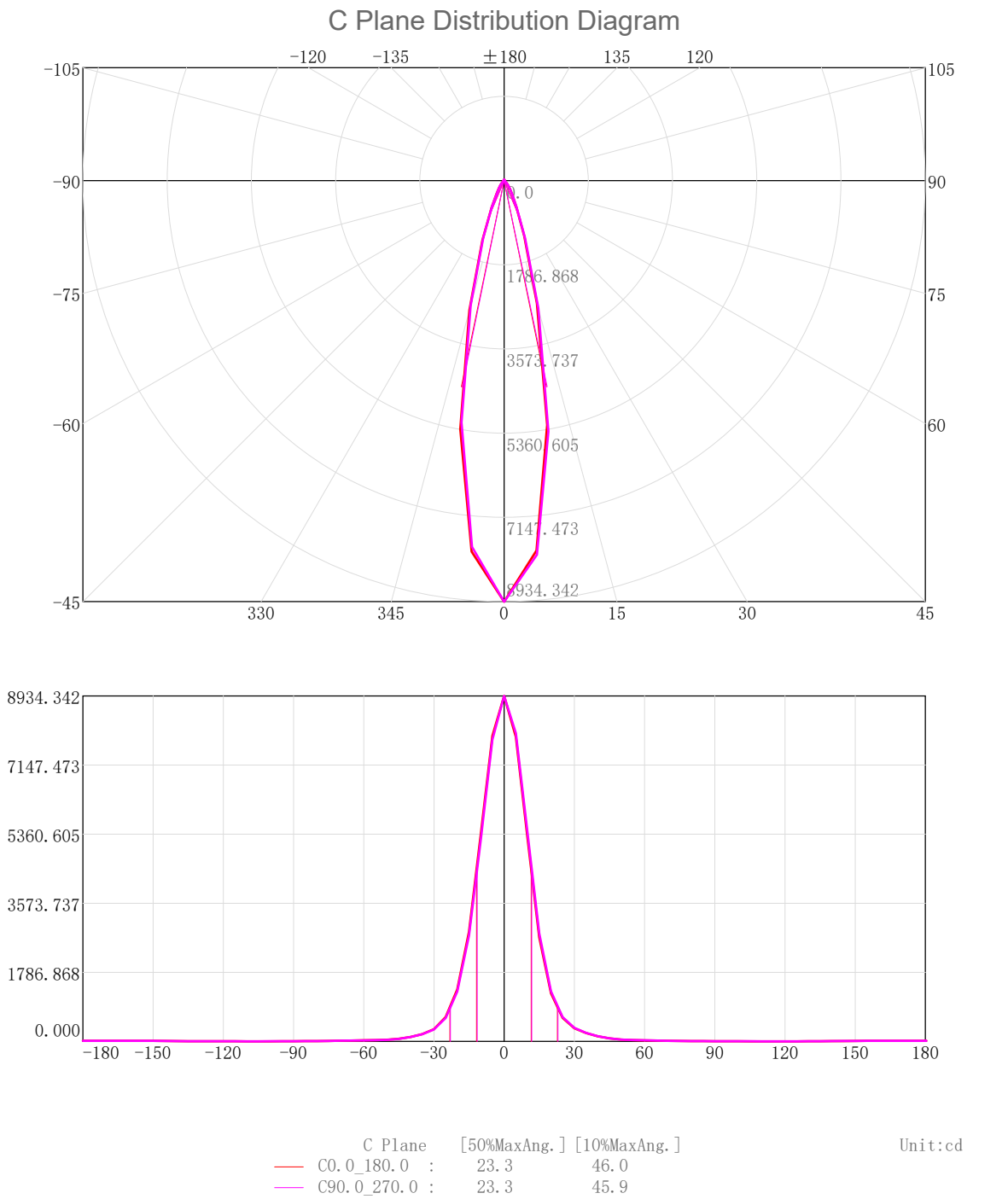
Character Parameter

Lamp Speciality Parameter		Luminaire Speciality Parameter	
Rated Flux(lm): 2140.050	Luminary Flux(lm): 2140.046	Field Angle(10%Imax): 46.0(°)	
Rated Power(W):	Luminary Efficiency: 100.00%	Down Lumens&Percent: 2089.053lm 97.62%	
Rated Voltage(V):	Luminary EER(lm/W): 93.944	Up Lumens&Percent: 50.993lm 2.38%	
Tested Power(W): 22.780	Max. Candela(cd): 8934.342	S/MH: C0_a180=0.395 C90_270=0.395	
Lamps' Inside: 1	Max Cand@Ang. (°): C=0.0 γ=0.0	CIE Type: Semi-Direct	
Tested Electrics (V, A, pf):239.9, 0.099, 0.957	Beam Angle(50%Imax): 23.3(°)	ErP Φ use(90°): 1988.775lm	
Lamp Size (W*L*H):0.083m*0.083m*0.000m	Left=-11.8°, Right=11.5°	IRF(%): 907.934	



2D Plane Light Intensity Distribution Curve

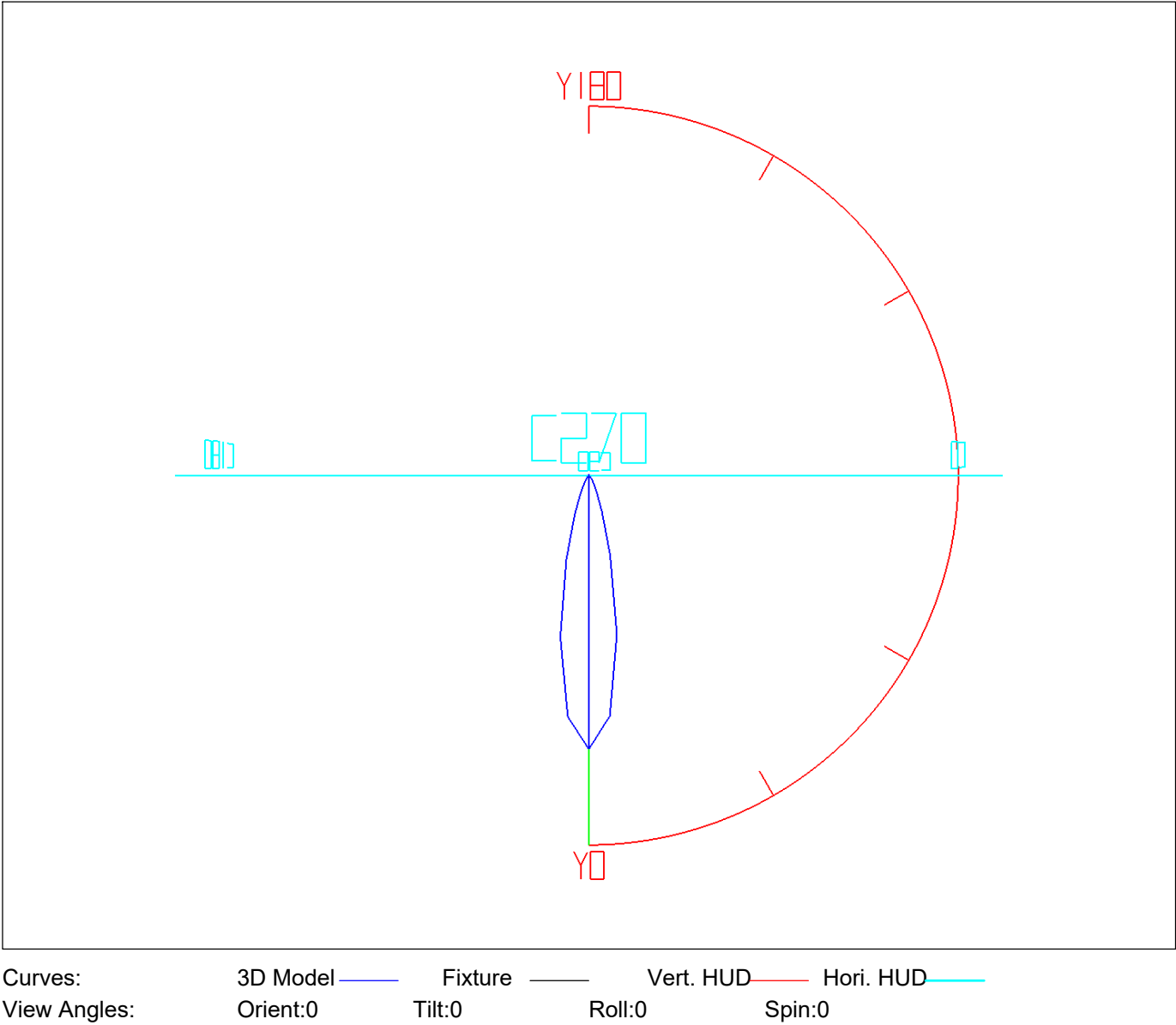
Lum. Name:SD08-25-XX-01 4000K RA90 24D	Lum. Catelog:	Test ID:01
Lamp Name:	Lamp Catelog:LED	Test Lab:Quality Department
Manufacture:Shenzhen Norming Lighting	Test Machine:GON-2000	Test Date:2022/09/19



3D Light Intensity Distribution Modal

Lum. Name:SD08-25-XX-01 4000K RA90 24D	Lum. Catelog:	Test ID:01
Lamp Name:	Lamp Catelog:LED	Test Lab:Quality Department
Manufacture:Shenzhen Norming Lighting	Test Machine:GON-2000	Test Date:2022/09/19

3D Light Intensity Distribution Modal

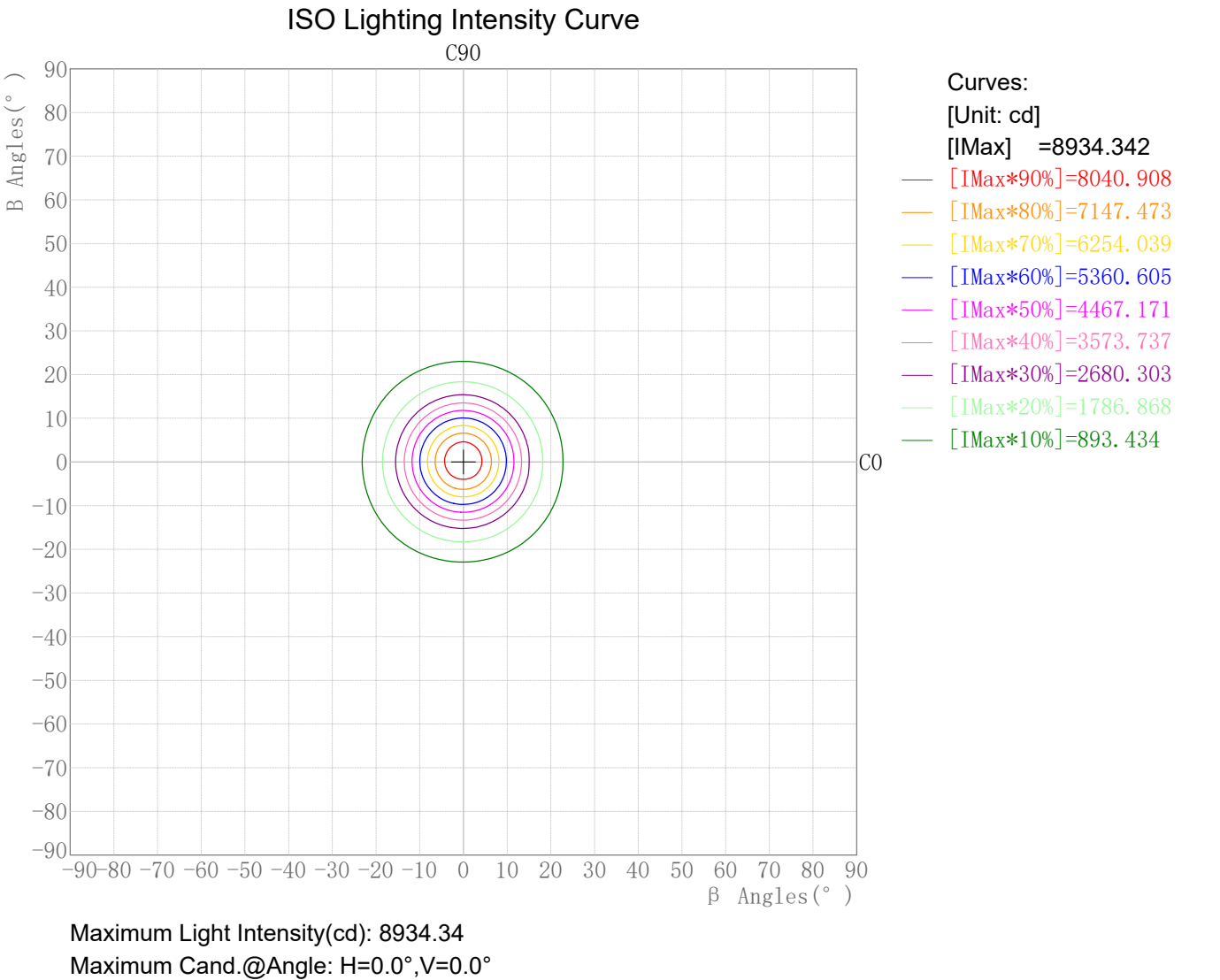


Zonal Flux Tabulation

Zone(γ)	Zone Flux (lm)	Sums Flux (lm)	Zone%Lamp	Sums%Lamp
0. 0-5. 0	201. 10	201. 10	9. 40	9. 40
5. 0-10. 0	472. 02	673. 12	22. 06	31. 45
10. 0-15. 0	479. 06	1152. 18	22. 39	53. 84
15. 0-20. 0	334. 88	1487. 06	15. 65	69. 49
20. 0-25. 0	200. 94	1688. 01	9. 39	78. 88
25. 0-30. 0	120. 42	1808. 43	5. 63	84. 50
30. 0-35. 0	78. 86	1887. 29	3. 69	88. 19
35. 0-40. 0	55. 36	1942. 65	2. 59	90. 78
40. 0-45. 0	37. 41	1980. 06	1. 75	92. 52
45. 0-50. 0	24. 55	2004. 62	1. 15	93. 67
50. 0-55. 0	18. 07	2022. 68	0. 84	94. 52
55. 0-60. 0	15. 42	2038. 10	0. 72	95. 24
60. 0-65. 0	13. 27	2051. 37	0. 62	95. 86
65. 0-70. 0	11. 12	2062. 49	0. 52	96. 38
70. 0-75. 0	9. 06	2071. 55	0. 42	96. 80
75. 0-80. 0	7. 29	2078. 84	0. 34	97. 14
80. 0-85. 0	5. 78	2084. 62	0. 27	97. 41
85. 0-90. 0	4. 43	2089. 05	0. 21	97. 62
90. 0-95. 0	3. 61	2092. 66	0. 17	97. 79
95. 0-100. 0	3. 19	2095. 85	0. 15	97. 93
100. 0-105. 0	2. 90	2098. 75	0. 14	98. 07
105. 0-110. 0	2. 71	2101. 46	0. 13	98. 20
110. 0-115. 0	2. 56	2104. 02	0. 12	98. 32
115. 0-120. 0	2. 43	2106. 45	0. 11	98. 43
120. 0-125. 0	2. 33	2108. 78	0. 11	98. 54
125. 0-130. 0	2. 47	2111. 24	0. 12	98. 65
130. 0-135. 0	2. 85	2114. 09	0. 13	98. 79
135. 0-140. 0	3. 35	2117. 44	0. 16	98. 94
140. 0-145. 0	3. 85	2121. 29	0. 18	99. 12
145. 0-150. 0	4. 17	2125. 45	0. 19	99. 32
150. 0-155. 0	4. 10	2129. 55	0. 19	99. 51
155. 0-160. 0	3. 66	2133. 22	0. 17	99. 68
160. 0-165. 0	2. 99	2136. 21	0. 14	99. 82
165. 0-170. 0	2. 15	2138. 36	0. 10	99. 92
170. 0-175. 0	1. 27	2139. 63	0. 06	99. 98
175. 0-180. 0	0. 42	2140. 05	0. 02	100. 00

Rectangle ISO Lighting Intensity Diagram

Lum. Name:SD08-25-XX-01 4000K RA90 24D	Lum. Catelog:	Test ID:01
Lamp Name:	Lamp Catelog:LED	Test Lab:Quality Department
Manufacture:Shenzhen Norming Lighting	Test Machine:GON-2000	Test Date:2022/09/19

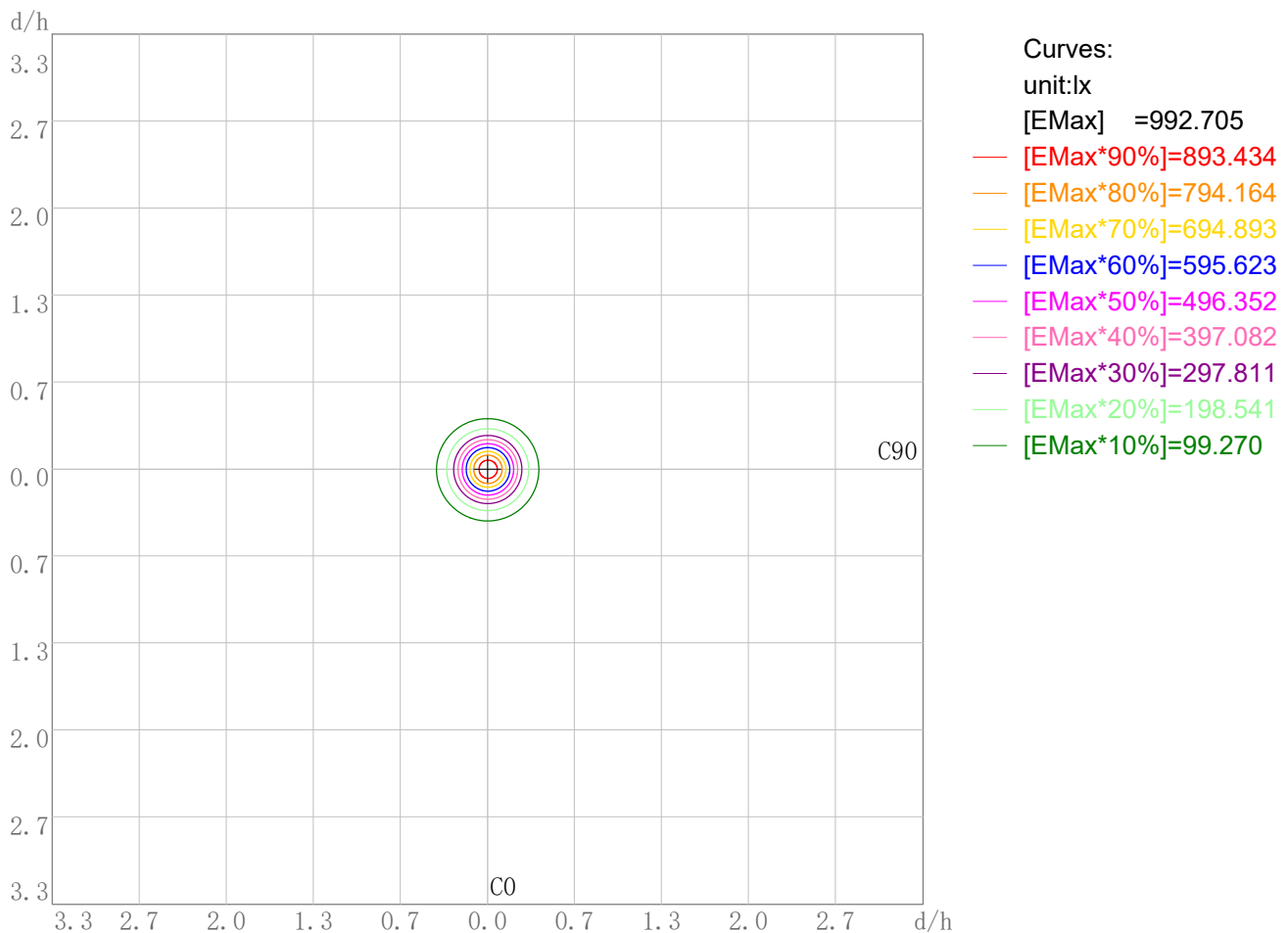


Photometric Filename:SD08-25-XX-01 4000K RA90 24D.IES

Plane ISO-Illuminance Diagram

Lum. Name: SD08-25-XX-01 4000K RA90 24D	Lum. Catalog:	Test ID: 01
Lamp Name:	Lamp Catalog: LED	Test Lab: Quality Department
Manufacture: Shenzhen Norming Lighting	Test Machine:GON-2000	Test Date: 2022/09/19

Plane ISO-Illuminance Curve



Working Plane Luminaire Mounting Height(m): 3.00

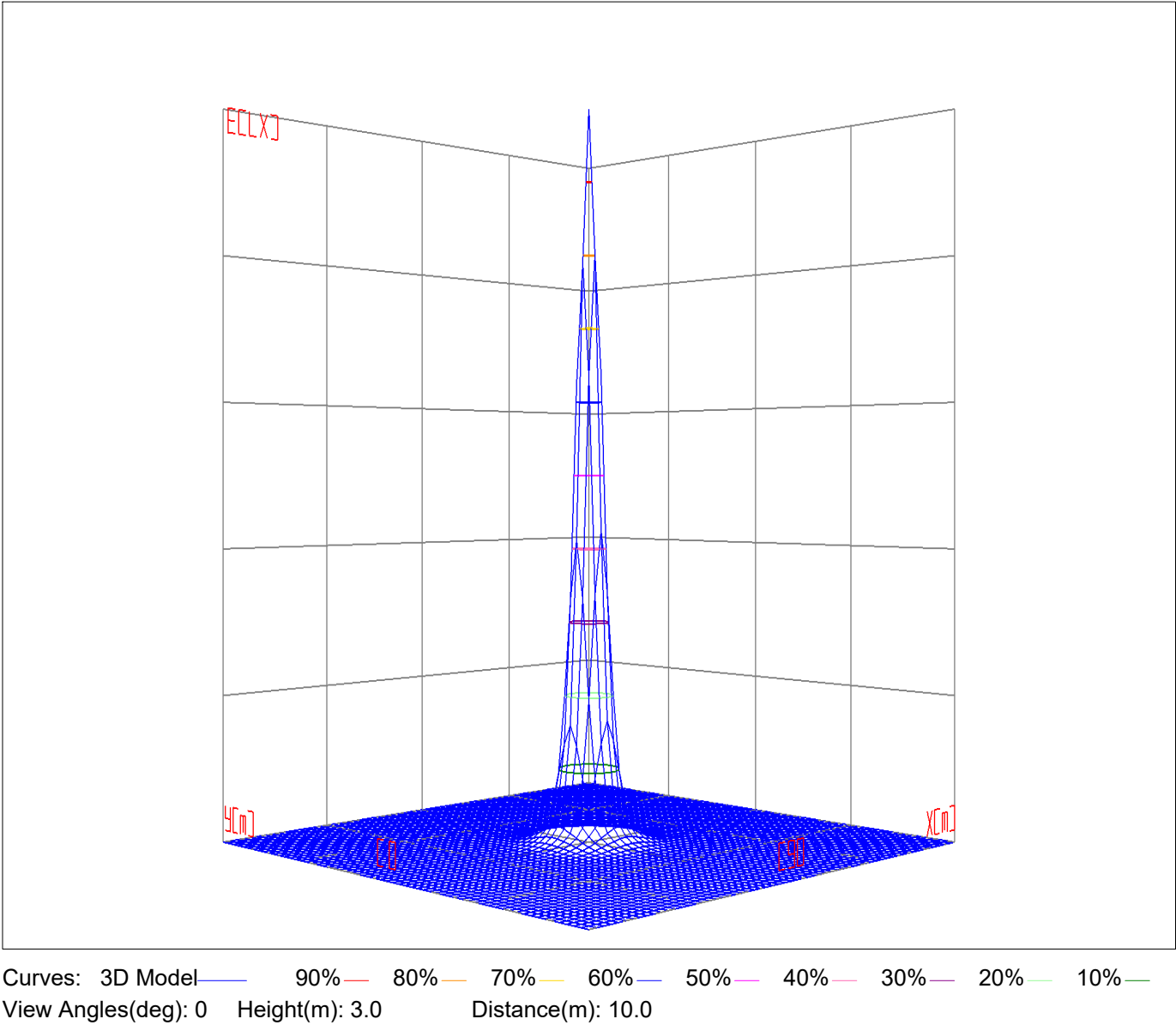
Working Plane Maximum Illuminance(lx): 992.70

Working Plane Maximum Illuminance Position(d/h):H0.0 V0.0

3D Plane ISO Illuminance Diagram

Lum. Name: SD08-25-XX-01 4000K RA90 24D	Lum. Catelog:	Test ID: 01
Lamp Name:	Lamp Catelog: LED	Test Lab: Quality Department
Manufacture: Shenzhen Norming Lighting	Test Machine:GON-2000	Test Date: 2022/09/19

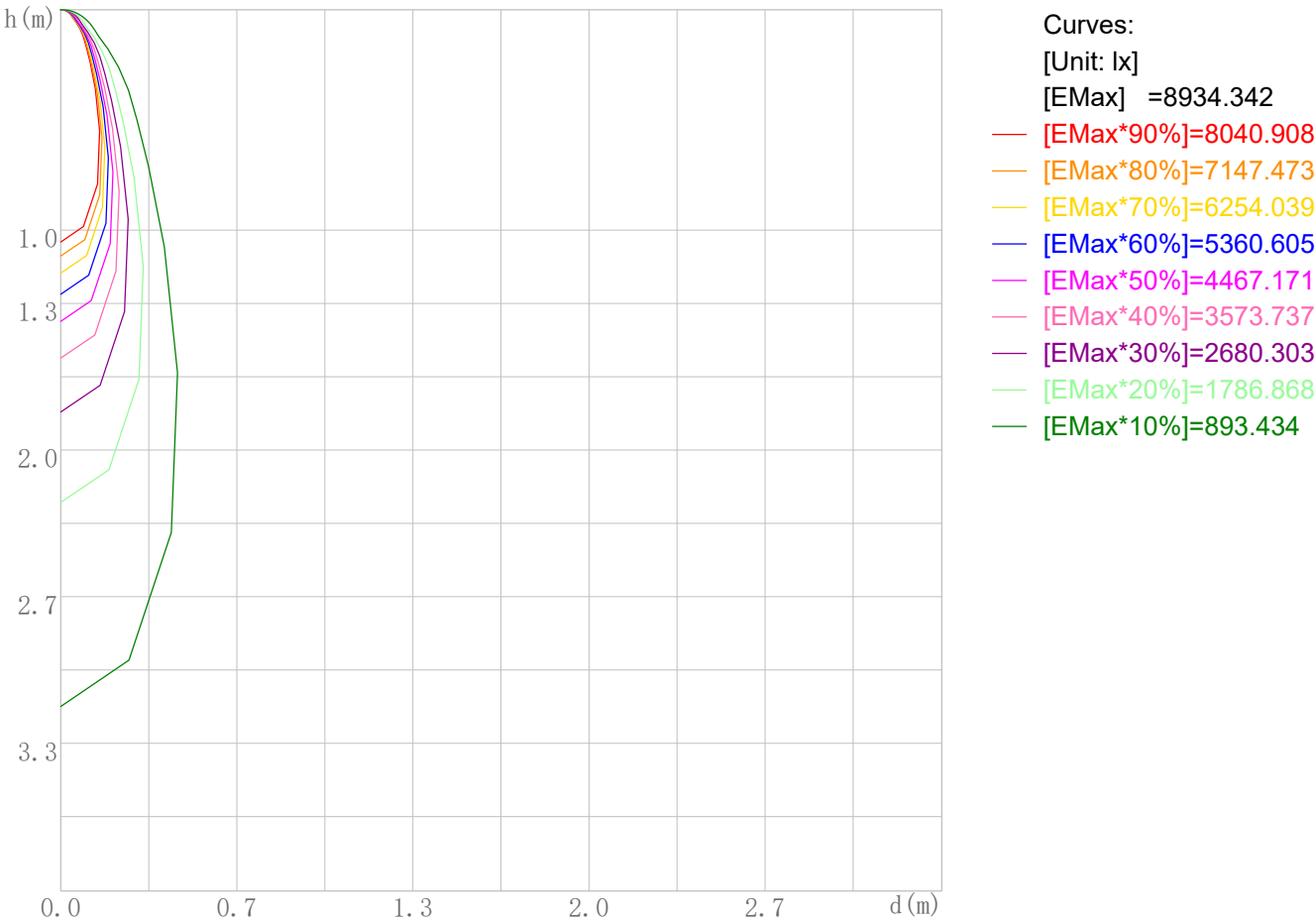
3D Plane Illuminance Modal



Space ISO Illuminance Diagram

Lum. Name:SD08-25-XX-01 4000K RA90 24D	Lum. Catelog:	Test ID:01
Lamp Name:	Lamp Catelog:LED	Test Lab:Quality Department
Manufacture:Shenzhen Norming Lighting	Test Machine:GON-2000	Test Date:2022/09/19

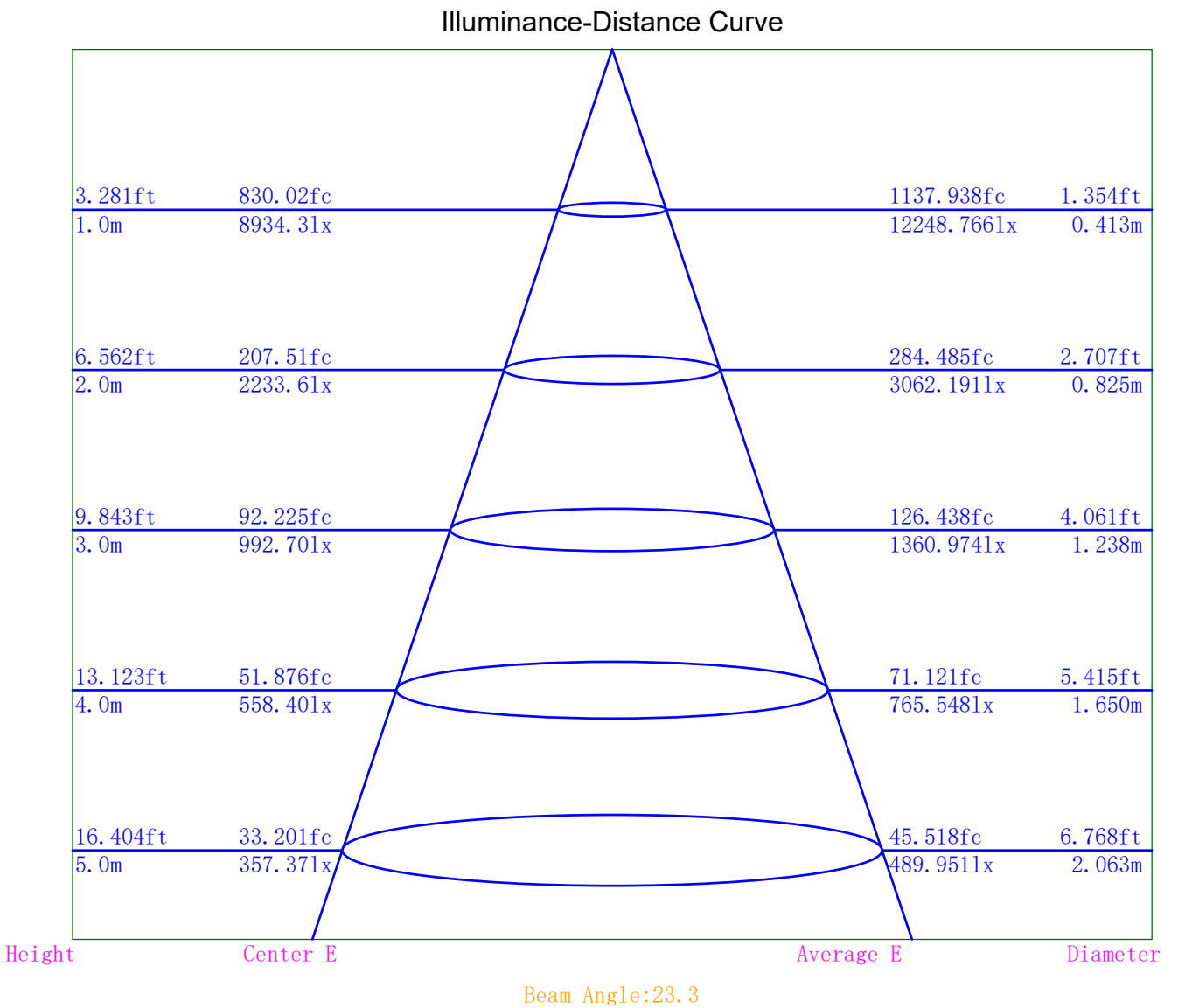
Space ISO Illuminance Curve



Space Plane Maximum Illuminance and @Angle:8934.34lx,0.0deg
Plane Maximum Lighting Intensity and @Angle:8934.342cd,0deg

Illuminance-Distance Diagram

Lum. Name:SD08-25-XX-01 4000K RA90 24D	Lum. Catelog:	Test ID:01
Lamp Name:	Lamp Catelog:LED	Test Lab:Quality Department
Manufacture:Shenzhen Norming Lighting	Test Machine:GON-2000	Test Date:2022/09/19



Indoor Luminance Limiting Curves

Lum. Name:SD08-25-XX-01 4000K RA90 24D	Lum. Catalog:	Test ID:01
Lamp Name:	Lamp Catalog: LED	Test Lab: Quality Department
Manufacture: Shenzhen Norming Lighting	Test Machine:GON-2000	Test Date: 2022/09/19

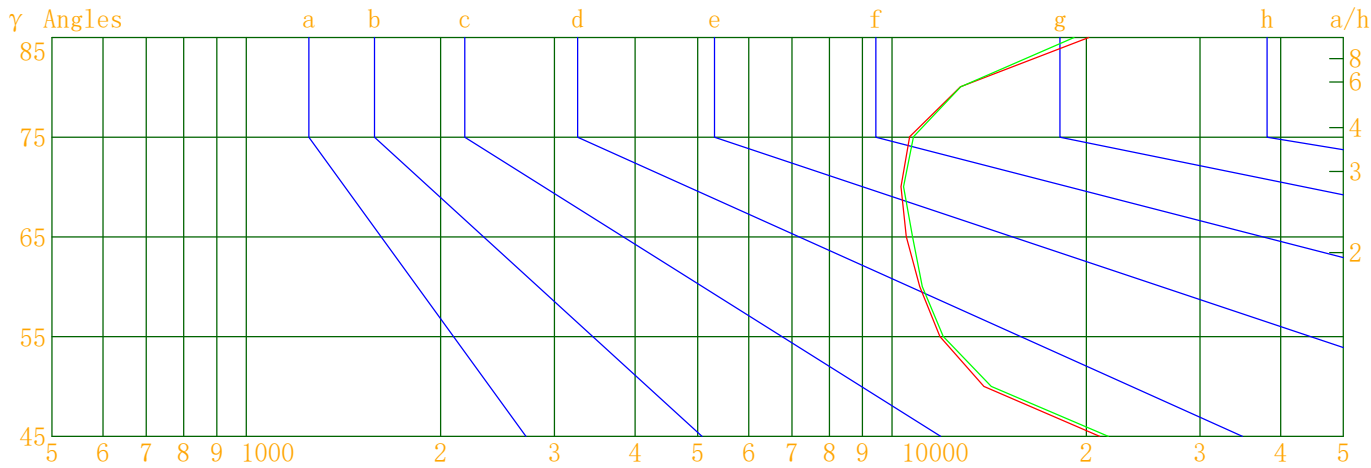
Glare Grade Table

GI	Quality	Using Illuminance							
1.15	A	2000	1000	500	<=300				
1.5	B		2000	1000	500	<=300			
1.85	C			2000	1000	500	<=300		
2.2	D				2000	1000	500	<=300	
2.55	E	a				2000	1000	500	<=300
			b	c	d	e	f	g	h

Luminance Table

Gama(deg)	45	50	55	60	65	70	75	80	85
C0	20975	13879	11864	11040	10524	10325	10650	12760	20171
C90	21632	14252	12006	11141	10758	10422	10799	12776	19141

Luminance Limiting Curve



Luminous Size:

Length(m)=-0.083

Width(m)=-0.083

Height(m)=0.000

Area(m^2)=0.005411

Luminous Type:

Without Luminous Side

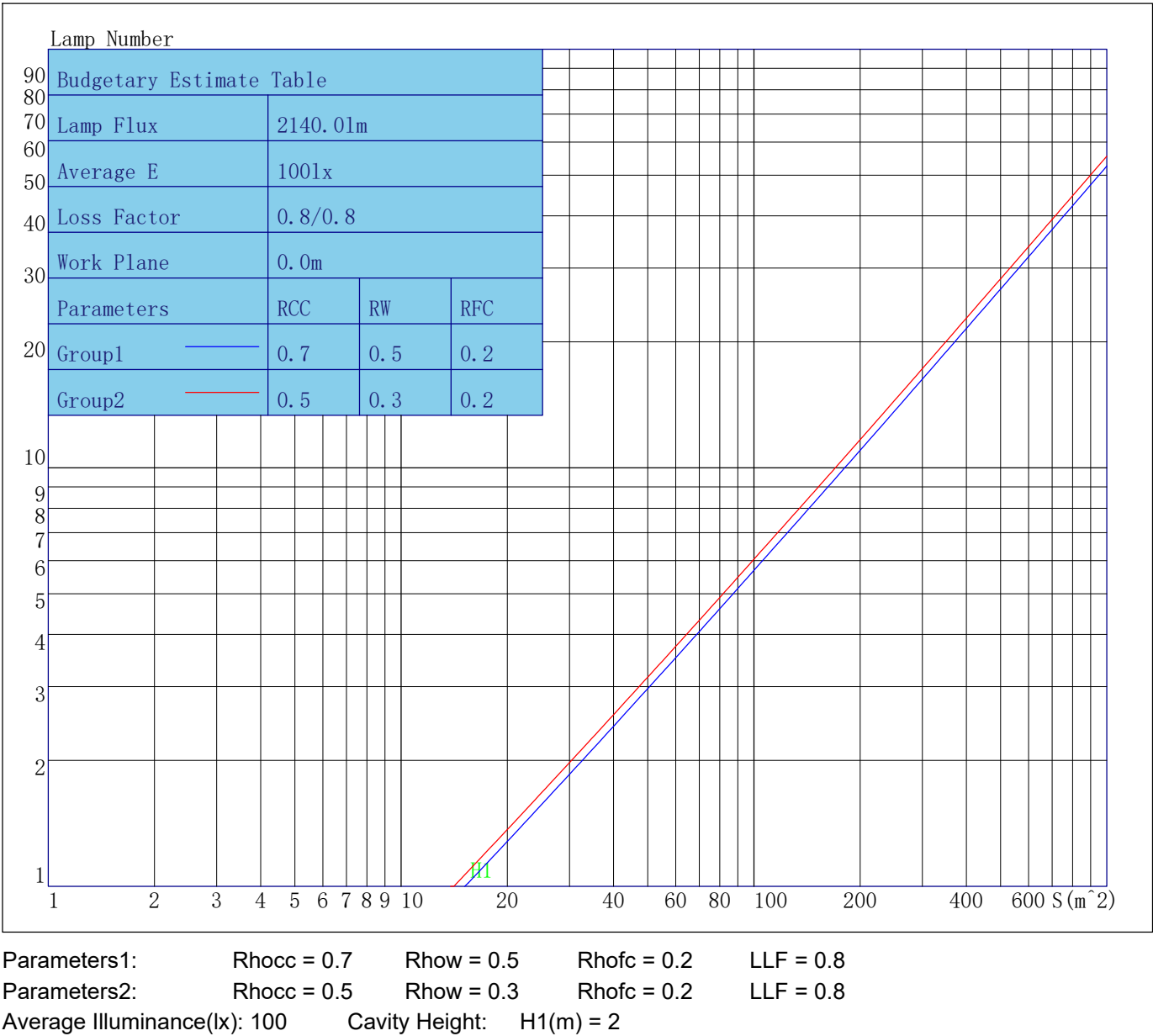
Luminous Curves:

C0-C180 Color: —

C90-C270 Color: —

Indoor Budgetary Estimate Table

Lum. Name:SD08-25-XX-01 4000K RA90 24D	Lum. Catalog:	Test ID:01
Lamp Name:	Lamp Catalog: LED	Test Lab: Quality Department
Manufacture: Shenzhen Norming Lighting	Test Machine:GON-2000	Test Date: 2022/09/19



Indoor Coefficient of Utilization Table

Lum. Name: SD08-25-XX-01 4000K RA90 24D	Lum. Catelog:	Test ID: 01
Lamp Name:	Lamp Catelog: LED	Test Lab: Quality Department
Manufacture: Shenzhen Norming Lighting	Test Machine:GON-2000	Test Date: 2022/09/19

Coefficients of Utilization - Zonal Cavity Method																		
Coef.	Effective Floor Cavity Reflectance RFC=0.20																	
RhoCC (%)	80				70				50			30			10			0
RhoW (%)	70	50	30	10	70	50	30	10	50	30	10	50	30	10	50	30	10	0
RCR	Coefficient of Utilization(%)																	
0	118	118	118	118	115	115	115	115	110	110	110	105	105	105	100	100	100	98
1	114	111	109	107	111	109	107	105	104	103	101	100	99	98	96	95	95	93
2	109	105	101	98	107	103	100	97	99	97	95	96	94	92	93	92	90	88
3	105	99	95	92	103	98	94	91	95	92	89	92	90	88	90	88	86	85
4	101	95	90	87	99	94	89	86	91	88	85	89	86	84	87	85	83	81
5	97	91	86	82	96	90	85	82	88	84	81	86	83	80	84	82	79	78
6	94	87	82	79	93	86	82	78	85	81	78	83	80	77	82	79	76	75
7	91	84	79	76	90	83	79	75	82	78	75	80	77	74	79	76	74	73
8	88	81	76	73	87	80	76	73	79	75	72	78	74	72	77	74	71	70
9	86	78	73	70	85	78	73	70	77	73	70	76	72	70	75	72	69	68
10	83	76	71	68	82	75	71	68	74	70	68	73	70	67	73	69	67	66

Unified Glare Rating Table

Lum. Name:SD08-25-XX-01 4000K RA90 24D	Lum. Catelog:	Test ID:01
Lamp Name:	Lamp Catelog:LED	Test Lab:Quality Department
Manufacture:Shenzhen Norming Lighting	Test Machine:GON-2000	Test Date:2022/09/19

Unified Glare Rating Table

Ceiling RCC	0.70	0.70	0.50	0.50	0.30	0.70	0.70	0.50	0.50	0.30
Wall RW	0.50	0.30	0.50	0.30	0.30	0.50	0.30	0.50	0.30	0.30
Floor RFC	0.20	0.20	0.20	0.20	0.20	0.20	0.20	0.20	0.20	0.20
Room Size	Vewed crosswise					Vewed endwise				
X=2H Y=2H	16.0	17.0	16.4	17.3	17.7	16.1	17.1	16.6	17.4	17.8
	16.7	17.6	17.2	18.0	18.4	16.9	17.7	17.3	18.1	18.5
	17.2	17.9	17.6	18.3	18.8	17.3	18.0	17.7	18.4	18.9
	17.7	18.4	18.1	18.8	19.2	17.8	18.5	18.2	18.9	19.3
	18.0	18.6	18.4	19.1	19.5	18.0	18.7	18.5	19.1	19.6
	18.3	19.0	18.8	19.4	19.9	18.4	19.0	18.8	19.4	19.9
X=4H Y=2H	16.2	17.0	16.6	17.4	17.8	16.3	17.1	16.7	17.5	17.9
	17.1	17.8	17.6	18.2	18.7	17.2	17.9	17.7	18.3	18.8
	17.7	18.3	18.2	18.8	19.3	17.8	18.4	18.3	18.9	19.4
	18.4	18.9	19.0	19.4	19.9	18.5	19.0	19.0	19.5	20.0
	18.8	19.3	19.4	19.8	20.3	18.9	19.4	19.4	19.8	20.4
	19.3	19.7	19.9	20.3	20.8	19.4	19.7	19.9	20.3	20.8
X=8H Y=4H	17.9	18.4	18.5	18.9	19.4	18.0	18.5	18.5	19.0	19.5
	18.9	19.2	19.4	19.8	20.3	18.9	19.3	19.5	19.8	20.4
	19.4	19.7	20.0	20.3	20.9	19.5	19.8	20.1	20.4	20.9
	20.1	20.4	20.7	21.0	21.6	20.1	20.4	20.7	20.9	21.6
X=12H Y=4H	18.0	18.3	18.5	18.9	19.4	18.0	18.4	18.6	19.0	19.5
	19.0	19.3	19.5	19.8	20.4	19.0	19.3	19.6	19.9	20.5
	19.6	19.9	20.2	20.4	21.1	19.7	19.9	20.2	20.5	21.1
Variations with the objerver position at spacings										
S=1.0H	0.1/-0.1					0.2/-0.2				
S=1.5H	0.3/-0.3					0.3/-0.3				
S=2.0H	0.4/-0.4					0.4/-0.4				
Reduced UGR Table:										
Nordic Standard Table:	BK0					BK0				
Correction Value	2.8					2.7				

o the CIE Pub.117,data has been corrected,refers to the lamp's lumens 8.2flm.

Candela Tabulation

V/H	C0.0	C90.0	C180.0	C270.0
γ 0.0	8934.34	8934.34	8934.34	8934.34
γ 5.0	7876.20	7968.90	7900.38	7803.26
γ 10.0	5263.91	5402.20	5353.59	5211.32
γ 15.0	2692.68	2796.83	2840.13	2743.35
γ 20.0	1247.57	1294.48	1344.77	1293.69
γ 25.0	610.73	631.73	632.97	607.72
γ 30.0	342.68	351.43	319.52	309.55
γ 35.0	217.25	222.55	191.99	187.19
γ 40.0	135.70	139.04	118.13	115.32
γ 45.0	80.25	82.76	69.39	67.67
γ 50.0	48.27	49.57	44.60	43.49
γ 55.0	36.82	37.26	36.37	36.01
γ 60.0	29.87	30.14	30.57	29.77
γ 65.0	24.07	24.60	24.72	24.55
γ 70.0	19.11	19.29	19.87	19.55
γ 75.0	14.91	15.12	15.49	15.24
γ 80.0	11.99	12.00	12.09	12.14
γ 85.0	9.51	9.03	9.09	9.23
γ 90.0	7.13	7.24	6.69	6.83
γ 95.0	6.18	6.73	5.85	6.04
γ 100.0	5.51	6.03	5.30	5.30
γ 105.0	5.10	5.64	5.26	5.19
γ 110.0	4.91	5.09	5.10	5.15
γ 115.0	4.52	4.95	5.38	5.41
γ 120.0	4.33	4.72	5.33	5.31
γ 125.0	4.22	4.76	5.85	5.81
γ 130.0	5.31	5.84	6.92	6.66
γ 135.0	7.00	7.33	8.56	8.69
γ 140.0	9.35	9.69	10.74	10.98
γ 145.0	11.97	12.42	13.69	13.45
γ 150.0	14.74	14.72	16.08	16.11
γ 155.0	16.24	16.75	17.35	17.56
γ 160.0	17.21	17.67	18.44	18.53
γ 165.0	17.75	18.19	18.86	18.57
γ 170.0	17.42	17.99	18.11	18.25
γ 175.0	17.57	17.28	17.81	17.46
γ 180.0	17.32	17.32	17.32	17.32